

SCOUT: _____



THE SCOUT BADGE
A GUIDE TO BECOMING A SCOUT

becoming_a_scout.pdf
© Scouts New Zealand V4
Tuesday 2nd August 2011

Special thanks to Adrian Price and Graeme Hounsell

SCOUTS



THE SCOUT BADGE

A GUIDE TO BECOMING A SCOUT

ADVENTURE
PLUS!



0800 SCOUTS

scouts.org.nz

WELCOME TO THE SCOUT TROOP

Before you can be invested as a Scout of this Troop you will need to complete the requirements for your Scout Badge. Once you have completed all the requirements listed below you can wear your new badge with pride!

The Scout Badge is designed to introduce you to the Scout Section and you should work with your Patrol Leader to complete the badge.

SCOUT BADGE REQUIREMENTS

SCOUT

- Describe the life of Lord Robert Baden - Powell of Gilwell and explain why he is important to Scouting.
- Show a knowledge and understanding of the Scout Law and Promise.
- Make the Scout Sign and Scout Salute properly.
- Demonstrate the Scout handshake and know the story behind it.
- Describe the composition of the New Zealand flag.
- Explain what happens during the flag ceremony at the start and end of the evening and why.
- Take part in a Scout Troop or Patrol activity.
- Prepare a Personal First Aid Kit.

USEFUL CONTACTS

MY SCOUT LEADERS

Name	Phone:	Email:
_____	_____	_____
_____	_____	_____
_____	_____	_____
_____	_____	_____

MY SCOUT PATROL

Name	Phone:	Email:
_____	_____	_____
_____	_____	_____
_____	_____	_____
_____	_____	_____
_____	_____	_____

Make sure you stay in touch with your Patrol. Take your time to take down everyone's details and then you can easily plan Patrol Challenges and other fun activities!

PERSONAL FIRST AID KIT

You should make your own Personal First Aid Kit and have it ready in an emergency. Your kit should be lightweight, compact and in a waterproof container. It should be easy to get at when you need it and you should take it on camps and outdoor activities.

- Crepe bandage (100mm) and Triangular bandage.
- Pain relief (eg: Paracetamol).
- Disposable gloves, safety pins, saline and scissors.
- Plastic strip dressings (6 - 10 band aids).
- Sunscreen, lip balm and insect repellent.
- Non-adherent sterile dressings (2 or 3 various sizes).
- Large dressing strip.
- Gauze dressings (2 or 3).
- Burn gel sachet.
- Non-alcohol wipes.
- Spare personal medication.

In addition to the items listed, think about including:

- An allergy list
- A notebook
- A pencil
- Your address

and a card with important phone numbers on it for help (ICE Card).

THE DEVELOPMENT OF SCOUTING

The Scout Movement was founded by Robert Stephenson Smyth Baden - Powell, or BP as we now call him.

BP was born in London, England on the 22nd of February, 1857. His father sadly died when BP was only three years old.

As a school pupil he was very good at acting, singing, orchestra, sports and art. He was especially good at drawing and could draw equally well using either his left or his right hand.



During his school holidays, BP and his older brothers enjoyed travelling far and wide on camping and boating adventures.

As the youngest on these trips he learnt a lot about the outdoors and how to look after himself. It was these skills he would pass on to others that formed the beginning of scouting.

At Charterhouse School where he was a boarder he also learned how to trap animals and cook them over open fires in an area of bush nearby. He also learned how to evade capture by his teachers, as this area was out of bounds for students!

BADEN - POWELL AND SCOUTING

After school BP joined the Army as an officer in the 13 Hussars (a cavalry regiment) and was sent to India in 1876. BP proved to be an outstanding soldier and served in India, Afghanistan, South Africa and several other countries.

In 1897 BP was given command of his own regiment (the 5th Dragoon Guards). He introduced new training methods to make life more interesting for the men in the regiment and presented a badge to those that successfully completed his course. The badge was in the form of an arrowhead and the first version of the symbol we use today.

BP wrote a book about his training methods called "Aids to Scouting". In 1889 Baden - Powell was posted to South Africa to fight in the Boer War. He was in the town of Mafeking with 1,000 men when it was surrounded by 9,000 Boers.

BP used all kinds of tricks to defend the town for seven months until help arrived. He used candles and biscuit cans as search lights which he moved from place to place to make the Boers think that there were more soldiers guarding the town than in reality. He also



FLAG BREAK

Some Troops have a special ceremony but generally follow this format:

FLAG BREAK

Ceremony held at the
beginning of the evening

Troop members are asked to fall in and form a horseshoe facing inwards and to stand at ease (feet shoulder width apart, hands clasped behind your back). Any Leaders present should stand either side of the flag. The Troop is brought to alert (feet together and hands by your sides). Just as with the Scout Promise - duty to my God - a prayer is said and then - the Queen and my country - everyone turns to face the flag which is broken by pulling on the halyard to let the flag unfold. Everyone should then salute the flag and then stand at ease.

FLAG DOWN

Ceremony held at the
end of the evening

This ceremony is undertaken in a similar manner: the Troop is assembled in a horseshoe and brought to alert.


Often Troops will sing Taps as the flag is lowered instead of a final prayer.

TAPS

Day is done, gone the sun,
From the sea, from the hills,
From the sky, all is well,
Safely rest, God is nigh.

When asked, a Scout will walk up to the flag, untie the rope holding it in position and lower the flag slowly, being careful not to let it touch the ground which is considered disrespectful. The Scout then returns to their place in the horseshoe after a few moments. No salute is given. The Troop may then be dismissed.

THE NEW ZEALAND FLAG



The New Zealand flag is a blue flag with the Union Jack in the top left corner denoting our connection with the Commonwealth. It also has four red stars outlined in white which represents the Southern Cross and our place in the Pacific. The New Zealand ensign was adopted by the New Zealand Parliament in 1901 and gained the Royal Assent to its use in 1902.

The Union Jack (or Union Flag) is the National flag of the United Kingdom. It is a combination of the flags shown below after King James VI of Scotland became King James I of England.


WHAT MAKES A UNION JACK?

England



St George's Flag

Ireland



St Patrick's Flag

Scotland



St Andrew's Flag

BADEN - POWELL AND SCOUTING


made fake grenades from old tin cans, put up imaginary barbed wire and buried dummy mines. He also used the young boys of the town to carry messages to the men fighting.

BP was surprised on returning to England to find his book "Aids to Scouting" was being read by many people and was even being used in schools. He thought that his ideas might be useful to youth organisations and began rewriting his book for boys.

To test his ideas he held a camp on Brownsea Island for 20 boys from different backgrounds. The boys were placed in four groups or Patrols and learned about camping, hiking, stalking, boating and many other things.

The camp was a great success and BP went on to write his famous "Scouting for Boys". When this book appeared, Patrols of Scouts formed on their own all over Britain and soon around the world.

King Edward VII then convinced BP to leave the Army and instead work full time organising the growing Movement. In 1909 he was knighted and became Sir Robert Baden - Powell.



BADEN - POWELL AND SCOUTING

Copies of "Scouting for Boys" had already reached New Zealand and Patrols of Scouts were beginning to be formed. The first Patrol to officially be part of the Scout Movement in New Zealand was formed in early 1908 in Kaiapoi by Mr T Mallasch. It consisted of four boys plus a Scout Leader. The Patrol was officially sworn in by Major Cossgrove on July 3, 1908. By 1909 there were 500 Troops registered in New Zealand.



The first Jamboree was held in London in 1920. Scouts from around the world proclaimed BP as "Chief Scout of the World".

In 1929 BP received a peerage for his work for Scouting. He took the title Lord Baden - Powell of Gilwell after Gilwell Park which was the international Scout training centre located near London. Gilwell Park is now the location of the United Kingdom Scout Association Headquarters.


In 1938 and suffering from ill-health, BP returned to Africa, which had meant so much to him during his life. He lived in semi-retirement in Nyeri, Kenya. On the 8th of January 1941, Chief Scout Lord Baden - Powell of Gilwell passed away aged 83.

He is buried in a simple grave at Nyeri within sight of Mt Kenya. On his headstone are the words "Robert Baden - Powell, Chief Scout of the World". Today his life is celebrated every year by Scouts around the world on 'Founder's Day' - the 22nd February and Baden - Powell's birthday.

A HISTORY OF THE SCOUT MOVEMENT

- 1857 Robert Stephenson Smyth Baden - Powell was born on February 22nd in Paddington, England.
- 1907 Baden - Powell's experimental camp held on Brownsea Island near Dover on the 1st - 9th of August.
- 1908 "Scouting for Boys" written.
Boy Scout Office opened.
First Scout Camp in New Zealand held at Woodend.
- 1909 Sea Scouting started.
- 1916 Cub Section started.
- 1920 First World Jamboree held at Olympia in London.
Baden - Powell proclaimed Chief Scout of the World.
- 1926 First New Zealand Jamboree held in Dunedin.
- 1929 Baden - Powell given peerage.
- 1941 Lord Baden - Powell dies on the 8th of January.
Air Scouts started.
- 1963 Venturer Section started in New Zealand.
- 1979 Kea Section started in New Zealand.
- 1987 Girls admitted to the Scout Section.
- 2007 World Centenary of Scouting.
- 2008 New Zealand Centenary of Scouting.

THE SCOUT GROUP AND HALL



The Scouting family in New Zealand is made up of the Sections listed here. Not every Scout Group has every Section. The Group Leader is the head of the Group. Each Scout Group is a member of a Zone. Each Zone is a member of a Region. And five Regions make up SCOUTS New Zealand.

DRAW YOUR SCOUT HALL

Draw a map below of your hall with all exits marked

HOW MUCH DO YOU KNOW ABOUT OUR FOUNDER?

QUESTION ONE

BP is the founder of Scouting. What is his full name?

- A - Lord Bathing Towel
- B - Baden - Powell
- C - Robert Stephenson Smyth Baden - Powell, Lord of Gilwell

QUESTION TWO

Where and when was Baden - Powell born?

- A - London, February 23rd, 1957
- B - Mafeking, February 22nd 1897
- C - London, England, February 22nd 1857

QUESTION THREE

BP wrote a book about his army training methods called?

- A - Scouting for Army Cadets
- B - Aids to Scouting
- C - How to make grenades from old tin cans

HOW MUCH DO YOU KNOW ABOUT OUR FOUNDER?

QUESTION FOUR

What was BP's second book called?

- A - The Jungle Book
- B - The book of useful knots
- C - Scouting for Boys

QUESTION FIVE

Scouts traditionally celebrate BP's birthday as?

- A - Chief Scout Day
- B - BP Day
- C - Founder's Day

QUESTION SIX

BP died on the 8th of January 1941. Where is he buried?

- A - London, England
- B - Gilwell Park
- C - Nyeri, Kenya

THE SCOUT HANDSHAKE



When your parents or other adults shake their hands to greet someone, they normally use their right hands. However, members of the Scout Movement have a special left-handed handshake.

In Africa, warriors once fought with spears and carried shields in their left hands. If a warrior met a friend however, he would not need his shield for protection and would have his left hand free.

Therefore, if a man held out his left hand, it showed that he trusted you and wanted to be friends with you.

Lord Baden - Powell once met an African chief who did exactly this - holding out his left hand to greet him and showing that he trusted Baden - Powell.

This impressed Baden - Powell and he chose this special handshake for all Scouts. It shows trust, courage, friendship and is a universal symbol of our membership of the scouting family.

SCOUT PROMISE WORD FIND

Can you find all of the words of the Scout Promise in this wordfind?

H O N O U R T G O D
C T O L A W O P F O
O B P F M N T R M Y
U A E R Y I T O B W
N T O A N D O M Y N
T S P N Q O M I E T
R C L D X U Y S N O
Y O E V C Q U E E N
D U P M U E I O S I
U T H Y B Y H T T M
T H E J F S T H E R
Y P L I V E B E S T
M Y P G O D D R K C

“On my honour, I promise
To do my best
To do my duty to my God
To the Queen and my country
To help other people
And live by the Scout Law”

THE SCOUT PROMISE AND SALUTE

SCOUT SIGN

When you make your Scout promise, you make the Scout sign. This is like the salute, except that your hand is only about shoulder height.

The Scout Sign reminds you that it is the promise which makes you a Scout. It is important to keep the promise so that it grows with you and becomes part of your life.

You also make the Scout sign when you hear someone else making their promise.



THE SCOUT PROMISE

“On my honour, I promise
To do my best
To do my duty to my God
To the Queen and my country
To help other people
And live by the Scout Law”

SCOUT LAW

A Scout is loyal and trustworthy.
(to Leaders, other Scouts, Parents, everyone)

A Scout is considerate and tolerant.
(to all and everything)

A Scout is a friend to all.
(no matter the colour, creed or country)

A Scout accepts challenges with courage.
(always does his/her utmost best)

A Scout uses resources wisely.
(a thrifty Scout will go a long way)

A Scout respects the environment.
(he/she is proud of his/her country and looks after it)

A Scout has self respect and is sincere.
(and will receive respect in return)

THE SCOUT MOTTO

“Be Prepared


THE SCOUT SALUTE

A salute is a special way of greeting a person. Scouts and other members of the Scout family have their own salute. On your right hand, bend your little finger over your palm and hold it down with your thumb.

Hold your other three fingers straight up and close together. To salute, bring your fingertips up to the side of your eyebrow, with your palm facing forward.

For Scouts, the three fingers remind you of the three parts of the Scout promise:

1. To do my duty to my God,
2. the Queen and my country
3. to help other people, and to live by the Scout law.



Remember—“Up the long way, down the short way.”